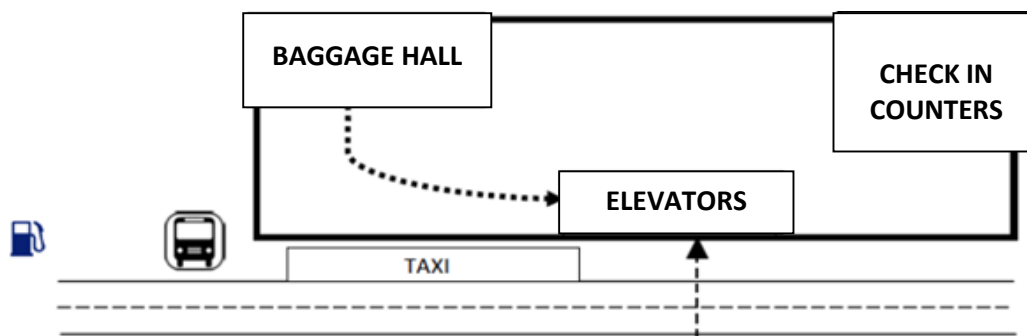


# AUTOS ISLA VERDE

RENT A CAR - MOTORCYCLE - BIKE

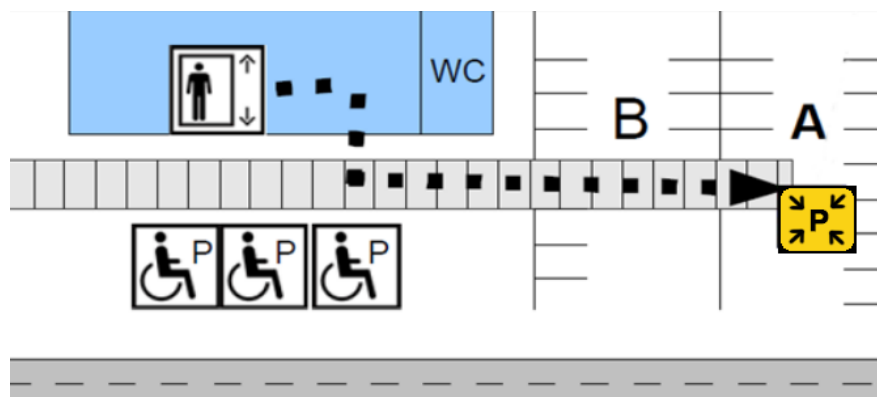
(+34) 616 418 828  
www.autosislaverde.es

## RENTAL CAR PICK-UP AIRPORT



After collecting your luggage:

1. Leave the baggage hall and follow the maps directions.
2. Take the elevator or the mechanic stairs down to the parking area S-2
3. As soon as you get to the level S-2 follow the signs to the Meeting Point, which is located in the Zone A.



4. At the Meeting Point an Isla Verde employee will be waiting for you to formalize the contract, hand over the car key and explain everything regarding the car and its return.
5. Please do not forget your Passport or ID as well as your drivers license.
6. The payment is made upon arrival in Cash or with Maestro, Mastercard, Visa or Visa Electron.

## AIRPORT DROP OFF

Please remember that the car must be returned with the same level of fuel as when received.

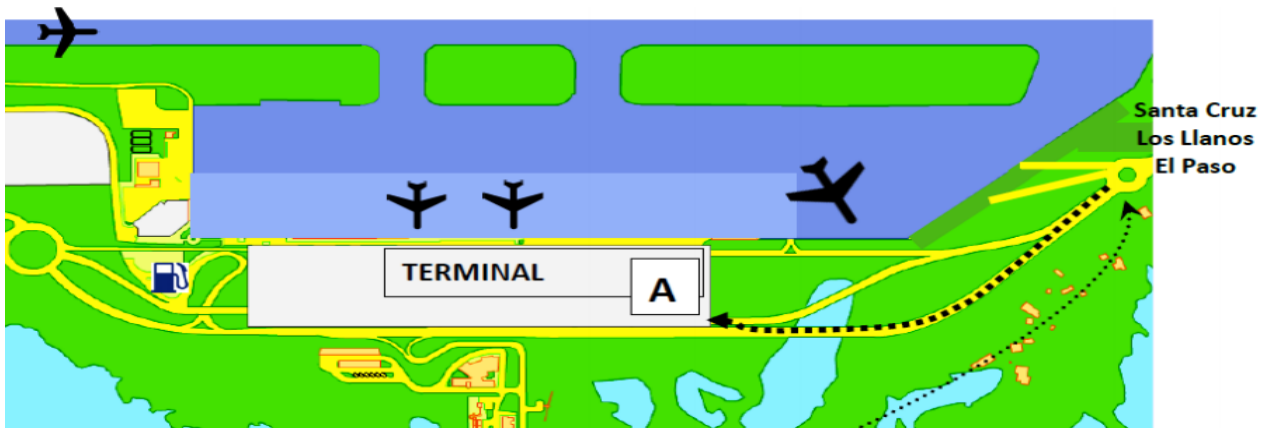
Take the LP-5 to the airport.



Keep driving until you reach the roundabout.



Follow the directions on the map below:



1. Take the third exit in the roundabout towards:



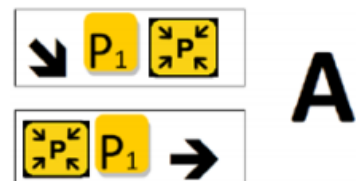
2. Keep on driving straight until this sign:



3. Keep on driving direction Mazo. Before you reach the airport building, take the exit to the right towards:



4. Once you are in the parking, take the right lane until the barrier. Press the button and take the parking ticket. Please drive now to the zone A (close to the meeting point) and park the car there.



5. Please leave the parking ticket and the key under the drivers floormat. PLEASE DO NOT LOCK THE CAR.

The elevator is located in the middle of the parking and that will lead you to the main terminal and Check in area. Have a nice journey home and we would like to welcome you back again on La Palma.

Should you have any further questions or suggestions as to improve our service, do not hesitate to contact us.